

**TECHNICAL DATA SHEET**

## Acrylic primer 5:1 ECO

Two-component acrylic primer based on high quality acrylic resins. The first component – primer, is a suspension of adequate pigments in acrylic resin. The other component – hardener is a solution of isocyanate resin in a thinner. Designed for filling unevenness resulting from processing fillers or varnished surfaces. It is easy to apply, ensures good flow and precise covering of primed surfaces. Ensures good isolation of polyester fillers from acrylic top coats. It cures quickly even if the applied layer is thick. It has good filling properties and is easy to sand.

Good adhesion allows it to be applied on various adequately prepared surfaces.

**PRODUCT FOR PROFESSIONAL USE!**

### SUBSTRATE:

---

- ◆ Old paint coatings including thermoplastic paints,
- ◆ Polyester fillers,
- ◆ Steel,
- ◆ Stainless steel,
- ◆ Galvanized steel,
- ◆ Aluminium,
- ◆ Plastics,
- ◆ Polyester laminates,
- ◆ Epoxy primers,
- ◆ Wash primers.


### SURFACE PREPARATION:

---

- ◆ old paint coats should be degreased and dry sanded with P220 - P360, paper, dusted off and degreased,
- ◆ polyester fillers for final evening should be dry sanded with P240 – P320 paper, dusted off and degreased,
- ◆ steel surfaces should be degreased and dry sanded with P120 - P240, paper, dusted off and degreased,
- ◆ aluminum surfaces should be degreased, matted with an abrasive cloth and degreased again,
- ◆ galvanized surfaces should be degreased and matted with very fine abrasive cloth. Degrease again.
- ◆ stainless steel should be degreased,
- ◆ plastic surfaces should be washed with Silicone remover RANAL and matted with abrasive cloth. Degrease again and use Adhesion increasing agent and Elasticity increasing agent RANAL.

**TECHNICAL DATA SHEET**

- ♦ polyester laminates should be degreased and dry sanded with P280, paper, dusted off and degreased.

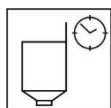
**MIXING RATIO:**

	By volume:	By weight:
Filler	5	100
Hardener	1	12
Thinner	10% - 20%	5- 11

**ATTENTION! We recommend the use of Thinner for primers and bases by RANAL.**

**WAY OF USE:**

Mix carefully the components before use. Apply 2-3 wet coats each 50-60µm thick, with 5-10 min. pause for evaporation after each layer. Evaporation time depends on the temperature and thickness of the layer. 10 min after the application of the last layer, it can be cured at higher temperature.

**SPRAYING VISCOSITY:****Filling system:**

10% Thinner for primers and bases by RANAL  
DIN 4/20°C approx. 70 s

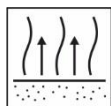
**Priming system:**

20% Thinner for primers and bases by RANAL  
DIN 4/20°C approx. 50 s

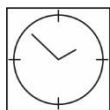
**SPRAYING NOZZLE, WORKING PRESSURE:**

Ø 1.6-1.8mm, 3-4 bar

**ATTENTION! Layer thickness approx. 50-60 µm each.**

**EVAPORATION TIME:**

5 – 10 min.

**TECHNICAL DATA SHEET****DRYING TIME:**

At 20°C: 3 hours

At 60°C: 30 min., for the thickness of 150-180 µm

**SANDING:**

Mechanical dry sanding: P360– P500

Manual dry sanding: P400– P500



Mechanical wet sanding: P600– P1000

Manual wet sanding: P800– P1000

**CONTENT OF VOLATILE ORGANIC COMPOUNDS:**

VOC II/B/a limit= 540 g/L, VOC= 510 g/L

**AVAILABLE COLOURS:**

White, grey, graphite, black, red, yellow.

**THEORETICAL PERFORMANCE:**1 litre of the primer allows obtaining approx. 5.0 m<sup>2</sup> of a dry film 100 µm thick.**TOOLS CLEANING:**

NITRO or Thinner for acrylic products by RANAL.

**STORAGE CONDITIONS:**

Store in a dark and dry place away from sources of fire and heat. The shelf life in original container at the temperature of 20°C is 24 months from the production date for the resin and 12 months for the hardener.

**HEALTH AND SAFETY REGULATIONS:**

According to the Material Safety Data Sheet for particular product.

**PACKAGING:**

Item no.	Capacity	Package, pieces	Packaging weight
10611-2	0.75+0.15 white	6	9.94
10621-2	0.75+0.15 yellow	6	9.94
10631-2	0.75+0.15 grey	6	9.94
10641-2	0.75+0.15 black	6	9.94
10651-2	0.75+0.15 red	6	9.94

**TECHNICAL DATA SHEET**

10681-2

0.75+0.15 graphite

6

9.94

The information given is based on careful laboratory research and many years of experience. Strong market position does not absolve us from constant control of the quality of our products. However we are not responsible for the final results after incorrect use of the product.