

TECHNICAL DATA SHEET

Putty 3 in 1 Professional



Putty Fast 3 in 1 is created for filling in smaller or bigger unevennesses and hollows of the surface before applying filler. Putty 3 in 1 gives reinforcement, filling and finishing. This putty contains optimal quantity of glass fibers responsible for the effect of reinforcement, and differentiated granulation guarantees filling and ideal finishing. Great elasticity allows this putty to be used on elements prone to mechanical vibrations.

GROUND TYPES

- ◆ Steel
- ◆ Galvanized steel
- ◆ Polyester laminates
- ◆ Aluminium
- ◆ Two-component acrylic fillers

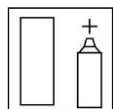
COLOUR

Mint green.

SURFACE PREPARATION

- ◆ Steel surfaces should be degreased, dry sanded with P80-P120 paper and degreased again.
- ◆ Aluminium surfaces should be degreased, matted with abrasive needled cloth and degreased again.
- ◆ Filler surfaces should be degreased, sanded with P220-P280 paper and degreased again.
- ◆ Old paint coats should be degreased, sanded with P220-P280 paper and degreased again.
- ◆ Polyester laminates should be degreased, sanded with P80- P120 paper and degreased again.

Attention! Use Silicone remove RANAL and antistatic cloth RANAL for degreasing the surface.

MIXING RATIO

Putty: 100 parts by weight

Hardener: 3 - 5 parts by weight

ATTENTION! 3in1 putty should not be applied directly on wash primers, one - component acrylic and nitrocellulose products.

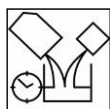
TECHNICAL DATA SHEET**INSTRUCTION FOR USE**



Mix carefully the components according to mixing ratio. Apply the putty on sanded, clean and degreased surfaces. Apply with a spatula layers of 4-5 mm of thickness. Make pauses between the applications to harden the previous layer. Galvanized and aluminium surfaces should be previously matted with abrasive needled cloth. In case of wet sanding, the putty layer should be first carefully dried.

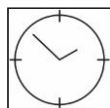
Attention! Do not use in the temperature below 10°C.

POT LIFE ONCE MIXED WITH HARDENER



4 to 8 minutes in the temperature of 20 °C

DRYING TIME



20 to 30 minutes in the temperature of 20°C

Drying time can be reduced by heating for 10 minutes in temperature not exceeding 60°C.

SANDING



Preliminary sanding P80-P120

Final sanding P120-P240

CONTENT OF VOLATILE ORGANIC COMPOUNDS

VOC II/B/b= 250g/L, VOC = 90 g/L

TOOLS CLEANING

Thinner NITRO RANAL

STORAGE CONDITIONS

Store in a dark and dry place away from sources of fire and heat. The shelf life in original package in temperature 20°C is 24 months for the coat and 18 months for the hardener.

HEALTH AND SAFETY RECOMMENDATIONS

According to Safety Data Sheet of Dangerous Substance for particular product.

TECHNICAL DATA SHEET**PACKAGING**

Art. No	Capacity, kg	Package, pieces:	Package weight, kg:
00208-1	1,9	6	12,80
00209-2	0,9	6	

This information is based on careful, laboratory research and our long-standing experience. Strong market position does not absolve us from constant control of the quality of our products. However, we are not responsible for the final results after incorrect use of the product.